

El Niño in the Eocene greenhouse recorded by fossil bivalves and wood from Antarctica

Linda C. Ivany,¹ Thomas Brey,² Matthew Huber,³ Devin P. Buick,⁴ and Bernd R. Schöne⁵

Received 23 June 2011; accepted 15 July 2011; published 25 August 2011.

[1] Quasi-periodic variation in sea-surface temperature, precipitation, and sea-level pressure in the equatorial Pacific known as the El Niño – Southern Oscillation (ENSO) is an important mode of interannual variability in global climate. A collapse of the tropical Pacific onto a state resembling a so-called ‘permanent El Niño’, with a preferentially warmed eastern equatorial Pacific, flatter thermocline, and reduced interannual variability, in a warmer world is predicted by prevailing ENSO theory. If correct, future warming will be accompanied by a shift toward persistent conditions resembling El Niño years today, with major implications for global hydrological cycles and consequent impacts on socio-economic and ecological systems. However, much uncertainty remains about how interannual variability will be affected. Here, we present multi-annual records of climate derived from growth increment widths in fossil bivalves and co-occurring driftwood from the Antarctic peninsula that demonstrate significant variability in the quasi-biennial and 3–6 year bands consistent with ENSO, despite early Eocene (~50 Mya) greenhouse conditions with global average temperature ~10 degrees higher than today. A coupled climate model suggests an ENSO signal and teleconnections to this region during the Eocene, much like today. The presence of ENSO variation during this markedly warmer interval argues for the persistence of robust interannual variability in our future greenhouse world. **Citation:** Ivany, L. C., T. Brey, M. Huber, D. P. Buick, and B. R. Schöne (2011), El Niño in the Eocene greenhouse recorded by fossil bivalves and wood from Antarctica, *Geophys. Res. Lett.*, 38, L16709, doi:10.1029/2011GL048635.

1. Introduction

[2] Will climate oscillations in the 2–7 year ENSO band persist as our planet warms, or will the Earth move toward a permanent El Niño or La Niña-like state? Short of waiting for the future to happen, answering this question relies on predictions drawn from dynamical theories and coupled climate

models or on insights drawn from warm intervals in the Earth’s past. Most models and theory favor progression toward one or the other end-member state, but some argue for no change, and observational data are equivocal [*Fedorov and Philander*, 2001; *Fedorov et al.*, 2006; *Vecchi et al.*, 2008; *Collins et al.*, 2010]. Therefore, there is significant disagreement about which of these is more likely [*Vecchi et al.*, 2008; *Karnauskas et al.*, 2009]. Given this uncertainty, paleoclimate data can provide key insights. Datasets from the early Pliocene warm period (~3–5 mya), for example, indicate a flatter thermocline and comparatively warm temperatures in the eastern equatorial Pacific [*Molnar and Cane*, 2002; *Wara et al.*, 2005; *Fedorov et al.*, 2006], indicating a shift toward more El Niño-like mean conditions. However climate models have not produced a reduction in this variation, and a recent dataset suggests instead the persistence of ENSO-scale variability [*Watanabe et al.*, 2011]. It therefore remains an open question whether a warmer world is characterized by a less variable tropical Pacific.

[3] Demonstrating interannual variability in warmer worlds of the past offers an approach to evaluating predictions for the future, but this is not a simple task. Long, continuous, annually-resolved records from times when the planet was significantly warmer than today and from a region where the ENSO signal is expected to be strong are required. Such proxy datasets from the rock record are rare, however, as sediment and ice cores generally do not retain annual resolution far enough back in time to reach markedly warmer climate conditions. Previous attempts to investigate this issue in the distant past rely on varved sediment records, which might be challenged as not reflecting true interannual variability [*Ripepe et al.*, 1991; *Huber and Caballero*, 2003; *Galeotti et al.*, 2010; *Lenz et al.*, 2010; *Davies et al.*, 2011].

2. Interannual Variation Derived From Growth Increments

[4] Life histories of long-lived organisms that grow by accretion and preserve well in the fossil record have the potential to offer an archive with which to evaluate predictions of ENSO-like behavior in the distant past. Changes in environmental conditions that occur seasonally generally lead to changes in skeletal growth rate that manifest as visible growth bands, such as those seen in the wood of trees. If the widths of annual growth increments correlate with environmental variables, then long records of consecutive increment widths can be used to test for interannual variation in the ENSO band. Many authors have explicitly tied variation in increment widths and shell chemistry of modern long-lived bivalves to observed variations in temperature and primary production (food supply) [*Kennish and Olsson*, 1975; *Jones et al.*, 1989; *Schöne et al.*, 2003; *Strom et al.*, 2004; *Schöne et al.*, 2005; *Ambrose et al.*, 2006; *Black et al.*, 2009; *Butler*

¹Department of Earth Sciences, Syracuse University, Syracuse, New York, USA.

²Functional Ecology, Alfred Wegener Institute for Polar and Marine Research, Bremerhaven, Germany.

³Department of Earth and Atmospheric Sciences and Purdue Climate Change Research Center, Purdue University, West Lafayette, Indiana, USA.

⁴Department of Geology and Geophysics, University of Hawai‘i at Mānoa, Honolulu, Hawaii, USA.

⁵Department of Applied and Analytical Paleontology and INCREMENTS Research Group, Institute of Geosciences, University of Mainz, Mainz, Germany.

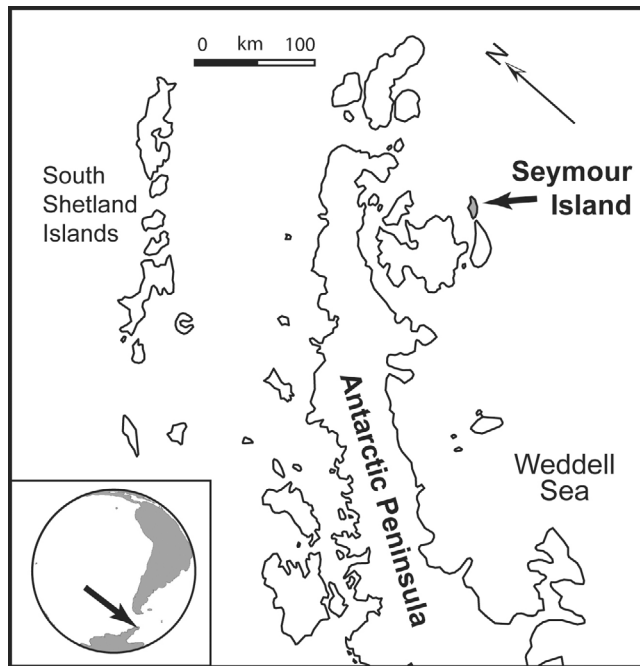


Figure 1. Location of Seymour Island off the Antarctic Peninsula.

et al., 2010], including those associated with ENSO [Lazareth *et al.*, 2006]. Others have similarly used the accretionary skeletons of corals [see refs in Cane, 2005] and tree rings [D'Arrigo *et al.*, 2005; Rigozo *et al.*, 2007] to extend the record of ENSO variation back beyond the instrument record [e.g., Gergis and Fowler, 2006], but examples from the deep geologic past are thus far lacking.

[5] Shells of long-lived bivalves and wood from the early Eocene of Antarctica present an opportunity to examine climate variability in the Earth's distant past. The bivalves *Cucullaea raea* (Superfamily Arcoidea) and *Eurhomalea antarctica* (Superfamily Veneroidea) preserved in shallow marine sediments of the La Meseta Formation on Seymour Island, off the NE tip of the Antarctic Peninsula (Figure 1 and auxiliary material), have lifespans that can exceed 100 years

as demonstrated by counts of growth bands (Figure 2); high-resolution stable isotope analysis verifies that growth bands are annual [Buick and Ivany, 2004; Ivany *et al.*, 2008].¹ A cross-section through a coeval piece of driftwood from a coniferous tree that had grown on the Peninsula and been washed into the nearshore marine environment reveals 157 consecutive annual bands (auxiliary material). Biostratigraphy and strontium isotope stratigraphy place the samples at about 50 million years in age [Ivany *et al.*, 2008], during the early Eocene, a global greenhouse interval representing the warmest time in the past 65 million years. Temperatures on the Antarctic shelf approached or exceeded 15°C [Ivany *et al.*, 2008], significantly warmer than today. Spectral frequencies derived from detrended increment width sequences of 5 bivalves exhibiting a minimum of 55 consecutive years of growth and co-occurring driftwood demonstrate significant and similar peaks within the ENSO band, at 2.8–3.0, 3.5–4.5, 4.3–5.2, and 5.7 years, as defined by the modern Nino 3.4 Index (Figures 3a–3c; see auxiliary material for details on methodology). Prominent quasi-biennial peaks are also noted in both the shell and wood spectra, similar to those observed today and regarded as an important component of ENSO [Jiang *et al.*, 1995; Ribera and Mann, 2002, 2003; Kuroda and Yamazaki, 2010]. These data suggest that climate variation on the same scale as today's ENSO influenced the growth of accretionary organisms in the sea and on land around the Antarctic Peninsula 50 million years ago.

3. ENSO in the Antarctic

[6] How likely is it that interannual variation recorded in these fossils is actually due to ENSO variability and not to some other factor varying with similar frequencies? Antarctica, though far removed from the equatorial Pacific where ENSO prominently figures, nonetheless experiences the effects of that oscillation today [Turner, 2004]. ENSO is tied to the Antarctic Dipole via atmospheric and oceanic connections [Holland *et al.*, 2005] such that warm events (El Niño) in the tropical Pacific produce warm anomalies in the SE Pacific sector of the Southern Ocean, cool anomalies in the Atlantic sector, and La Niña the reverse. Liu and

¹Auxiliary materials are available in the HTML. doi:10.1029/2011GL048635.

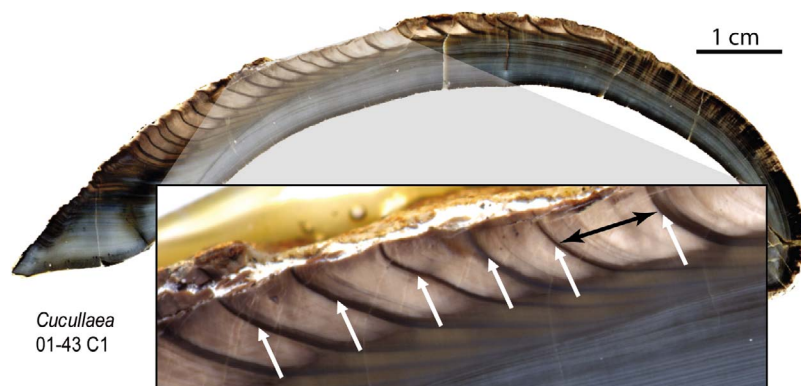


Figure 2. Cross section through the shell of *Cucullaea raea* showing annual growth increments. Detail shows close up of annual growth patterns (one year spanned by the black arrow), while white arrows indicate dark bands that represent the periods of slowest growth, in this case, summer [Buick and Ivany, 2004].

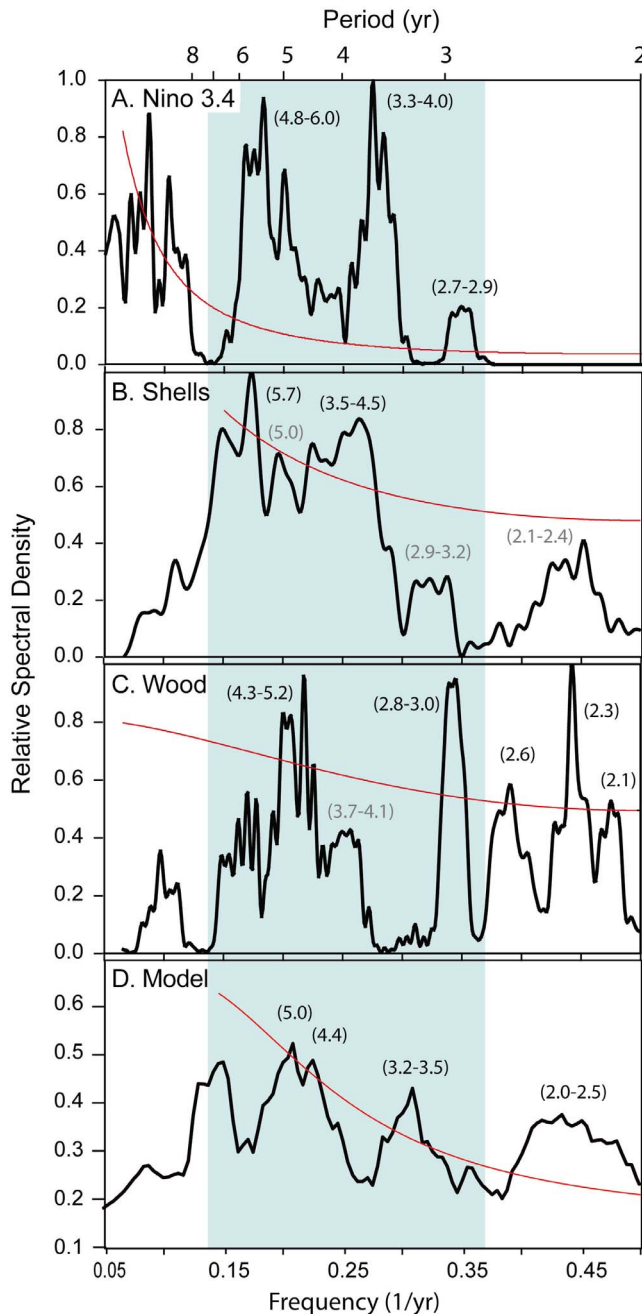


Figure 3. Spectral densities for (a) modern ENSO given by SST data from the Nino 3.4 region in the central equatorial Pacific, (b) SGIs of growth increments in fossil bivalve shells, (c) SGI of growth banding in fossil driftwood, and (d) model prediction for Eocene ENSO from coupled climate model [Huber and Caballero, 2003]. Periodicities in years are given at top. Vertical shading roughly encompasses range of modern spectral power for ENSO. Significant spectral peaks in each panel are indicated in parentheses; non-significant peaks in fossil spectra are given in gray. Longer period (lower frequency) peaks outside the ENSO range in Nino 3.4 cannot be evaluated in shell data due to lengths of time series. Solid lines are the 95% significance level relative to the estimated red noise background.

colleagues [Liu *et al.*, 2002] find that these temperature differences are the largest manifestations of ENSO outside the tropical Pacific, although other long-period variations like the Southern Annual Mode, or Antarctic Oscillation, are also important regionally [Holland *et al.*, 2005; Meredith *et al.*, 2008; Divine *et al.*, 2009]. Teleconnections between the Antarctic Peninsula and the equatorial Pacific today are particularly well documented [Harangozo, 2000; Yuan, 2004; Ding *et al.*, 2011], and are supported by shared spectral power in the ENSO range between the Nino 3.4 time series and sea-surface-temperatures offshore of Seymour Island (Figure 4a). Conditions on either side of the Peninsula illustrate the Antarctic Dipole well, as they are exactly out of phase. ENSO/Dipole variation here today is manifest as changes in sea surface temperature and wind speed [Martinson *et al.*, 2008; Meredith *et al.*, 2008], sea ice extent [Yuan, 2004; Stammerjohn *et al.*, 2008], and phytoplankton size structure [Montes-Hugo *et al.*, 2008]. Physical oceanographic effects on primary production are translated to higher trophic levels, as seen in correlated changes in growth rate and reproduction of marine mammals [Turner, 2004; Proffitt *et al.*, 2007, and references therein]. While the Drake Passage between Antarctica and South America had not yet opened in the early Eocene, Seymour Island was in essentially the same position relative to the Pacific Ocean as it is today. It stands to reason then, that if ENSO operated during the Eocene, its effects would be felt along the Antarctic Peninsula and would be evident in the growth rates of long-lived, suspension-feeding bivalves.

[7] The environmental conditions directly related to growth rate in the fossil bivalves can be assessed at least in part by high-resolution stable isotope data collected across 17 annual growth increments of one of the shells used to quantify periodicities here [Buick and Ivany, 2004]. Detrended increment widths, a measure of growth, demonstrate a positive relationship ($r^2 = .44, p = .006$) with austral summertime $\delta^{13}\text{C}$ values (Figure S8 and discussion in Text S1), a reflection of primary production on the shelf likely driven by increased wind speed. In addition, while thinner growth increments exhibit a range of oxygen isotope values, all thick increments correspond to lower $\delta^{18}\text{O}$ values and hence warmer temperatures (Figure S8 and discussion in Text S1). *Cucullaea* apparently precipitated more shell material during years with warmer and more productive summers, factors that characterize La Niña years around the Peninsula today. These factors are the same as those that enhance growth rate in the modern, long-lived bivalve *Arctica islandica* [Schöne *et al.*, 2005].

4. Support From a Coupled Eocene Climate Model

[8] Is there theoretical support for the existence of ENSO during the warm conditions of the Eocene? We have shown in previous work [Huber and Caballero, 2003] that ENSO variation is predicted by a fully coupled Eocene climate model, despite much warmer overall temperatures (Figure 3d). Spectral analyses reveal power in the Eocene time series for both model output and shell increment data at 2.5 yrs, 3.2–3.5 yrs, 4.4 yrs, and 5 yrs. Note that these peaks are quite similar to those indicated by the fossil spectra, and to middle Eocene peaks found by Lenz *et al.* [2010] in varved sedimentary records. The specific teleconnection between the equatorial Pacific and the peninsular region today is also

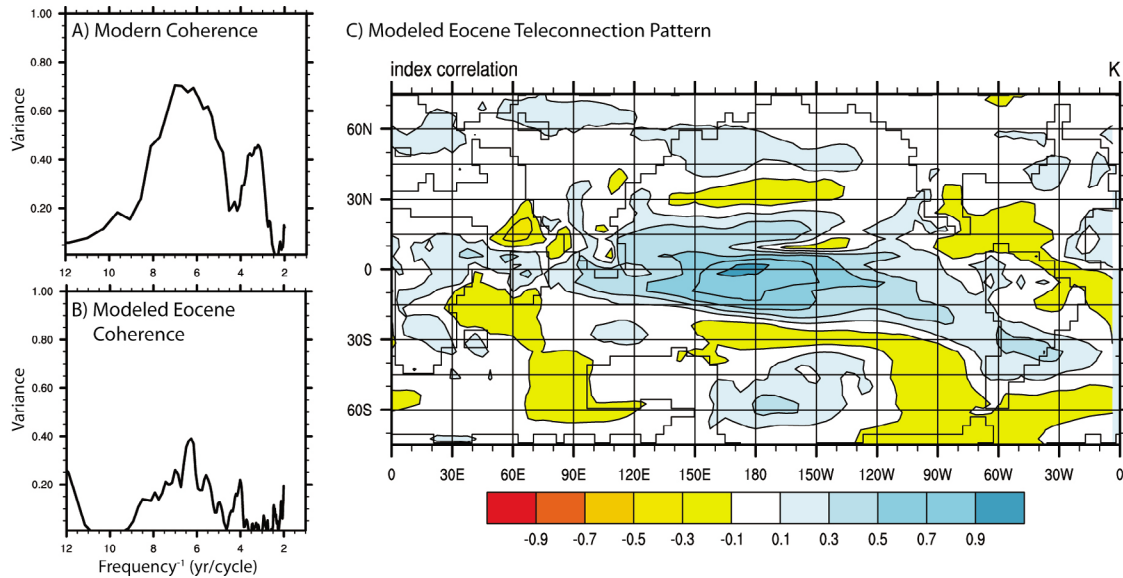


Figure 4. Coherence between spectra for the ENSO signal in the Nino 3.4 region and Seymour Island for both the (a) Modern and (b) Eocene derived from a coupled climate model. Spectral analyses use the annual SST time series for the Modern, and July SSTs for the Eocene. Note common peaks in the ENSO band for both sets of records. (c) Map showing the correlation between the Eocene Nino3.4 region SST time series and global July temperature variations. Note the 20–30% antiphase relationship between the Nino region and Seymour Island. The majority of the remaining variability can be characterized as red noise, and hence incoherent. See auxiliary material for more details.

produced by the Eocene model (Figure 4). Demonstrated coherence between Seymour Island SSTs and the NINO3.4 ENSO index today (Figure 4a) is mirrored by that between model output of Seymour Island SSTs and the predicted ENSO index during the Eocene (Figure 4b). The environmental variables in which the ENSO signal is most clearly manifest include surface temperature, precipitation, and wind speed, factors that influence growth in both (marine) bivalves and (terrestrial) trees today. In addition, the model teleconnection pattern (Figure 4c) is robust to a wide range of pCO₂ values and climate states corresponding to early and middle Eocene climates (auxiliary material).

5. Implications of ENSO Variation in the Eocene

[9] The peaks documented here from fossil growth increment sequences are in good agreement and correspond well to those recognized in varved lake sequences from the middle Eocene [Huber and Caballero, 2003; Lenz *et al.*, 2010], the only other accounts of interannual variability during the epoch. Importantly, the documented frequencies are effectively the same as those experienced today (Figure 3). This suggests that the fundamental processes driving the Bjerknes feedback responsible for ENSO variation on the modern Earth operated in a similar way in the Eocene, despite much warmer than modern temperatures and differences in the configuration of the Pacific Ocean margins. If so, either the equatorial thermocline tilt and associated modes of variability emergent in the Eocene climate model are robust, or the data support alternative models for ENSO in which modes of variability are not closely linked to the mean thermocline tilt [Karnauskas *et al.*, 2009]. Our data, from demonstrably annual records, bolster studies finding ENSO-scale oscillation in warm worlds based on sedimentary sequences [Ripepe *et al.*, 1991; Huber and Caballero, 2003; Galeotti *et al.*,

2010; Lenz *et al.*, 2010]. Data from the warm Pliocene implying a flatter thermocline [Wara *et al.*, 2005; Fedorov *et al.*, 2006], perhaps maintained by strong vertical mixing by cyclones [Fedorov *et al.*, 2010], present a challenge to explain. Recently published data from equatorial Pacific Pliocene corals suggest that ENSO-scale variability persists despite warm conditions [Watanabe *et al.*, 2011], in agreement with our findings. Either enough of a gradient in equatorial SSTs remained to produce ENSO variation despite the observed shift in mean state, or variability and mean state are not closely tied.

[10] In summary, growth increment series in Eocene fossils from the Antarctic Peninsula exhibit spectral peaks consistent with modern ENSO, the region is strongly teleconnected to the equatorial Pacific today, and ENSO variation and similar teleconnection during the Eocene are predicted by a coupled climate model. It is therefore likely that the interannual environmental variation affecting growth during the Eocene was ultimately controlled by ENSO. Our results run counter to predictions of a permanent El Niño and suggest that ENSO is a robust feature of the climate system that will persist into the warmer world of our collective future.

[11] **Acknowledgments.** We thank John Schue for help in measuring growth increments in *Eurhomalea*, Kwasi Gilbert and David Linsley for assistance preparing fossil wood, Imogen Poole for examining fossil wood, and Bruce Wilkinson for comments on the manuscript. This work was supported in part by NSF-OPP 0125409 to Ivany and NSF-ATM 0927946 to Huber. This is PCCRC paper 1110. The authors thank two anonymous reviewers for their assistance in evaluating this paper.

[12] The Editor thanks two anonymous reviewers for their assistance in evaluating this paper.

References

Ambrose, W. G., M. L. Carroll, M. Greenacre, S. R. Thorrolds, and K. W. McMahon (2006), Variation in *Serripes groenlandicus* (Bivalvia) growth

- in a Norwegian high-Arctic fjord: Evidence for local- and large-scale climatic forcing, *Global Change Biol.*, *12*, 1595–1607, doi:10.1111/j.1365-2486.2006.01181.x.
- Black, B. A., C. Copenheaver, D. C. Frank, M. J. Stuckey, and R. E. Kormanyos (2009), Multi-proxy reconstructions of northeastern Pacific sea surface temperature data from trees and Pacific geoduck, *Palaeogeogr. Palaeoclimatol. Palaeoecol.*, *278*, 40–47, doi:10.1016/j.palaeo.2009.04.010.
- Buick, D. P., and L. C. Ivany (2004), 100 years in the dark: Extreme longevity of Eocene bivalves from Antarctica, *Geology*, *32*, 921–924, doi:10.1130/G20796.1.
- Butler, P. G., C. A. Richardson, J. D. Scourse, A. D. J. Wanamaker, T. M. Shammon, and J. D. Bennell (2010), Marine climate in the Irish Sea: Analysis of a 489-year marine master chronology derived from growth increments in the shell of the clam *Arctica islandica*, *Quat. Sci. Rev.*, *29*, 1614–1632, doi:10.1016/j.quascirev.2009.07.010.
- Cane, M. A. (2005), The evolution of El Niño, past and future, *Earth Planet. Sci. Lett.*, *230*, 227–240, doi:10.1016/j.epsl.2004.12.003.
- Collins, M., et al. (2010), The impact of global warming on the tropical Pacific Ocean and El Niño, *Nat. Geosci.*, *3*, 391–397, doi:10.1038/ngeo868.
- D'Arrigo, R. D., E. R. Cook, R. J. Wilson, R. Allan, and M. E. Mann (2005), On the variability of ENSO over the past six centuries, *Geophys. Res. Lett.*, *32*, L03711, doi:10.1029/2004GL020255.
- Davies, A., A. E. S. Kemp, and H. Pälike (2011), Tropical ocean-atmosphere controls on inter-annual climate variability in the Cretaceous Arctic, *Geophys. Res. Lett.*, *38*, L03706, doi:10.1029/2010GL046151.
- Ding, Q., E. J. Steig, D. S. Battisti, and M. Küttel (2011), Winter warming in West Antarctica caused by central tropical Pacific warming, *Nat. Geosci.*, *4*, 398–403, doi:10.1038/ngeo1129.
- Divine, D. V., E. Isaksson, M. Kaczmarek, F. Godtliessen, H. Oerter, E. Schlosser, S. J. Johnsen, M. vanden Broeke, and R. S. W. van de Wal (2009), Tropical Pacific–high latitude south Atlantic teleconnections as seen in $\delta^{18}\text{O}$ variability in Antarctic coastal ice cores, *J. Geophys. Res.*, *114*, D11112, doi:10.1029/2008JD010475.
- Fedorov, A. V., and S. G. H. Philander (2001), A stability analysis of tropical ocean-atmosphere interactions (bridging measurements of, and theory for El Niño), *J. Clim.*, *14*, 3086–3101, doi:10.1175/1520-0442(2001)014<3086:ASAOTO>2.0.CO;2.
- Fedorov, A. V., P. S. Deken, M. McCarthy, A. C. Ravelo, P. B. deMenocal, M. Barreiro, R. C. Pacanowski, and S. G. Philander (2006), The Pliocene paradox (mechanisms for a permanent El Niño), *Science*, *312*, 1485–1489, doi:10.1126/science.1122666.
- Fedorov, A. V., C. M. Brierley, and K. Emanuel (2010), Tropical cyclones and permanent El Niño in the early Pliocene epoch, *Nature*, *463*, 1066–1071, doi:10.1038/nature08831.
- Galeotti, S., A. von der Heydt, M. Huber, D. Bice, H. Dijkstra, T. Jilbert, L. Lanci, and G.-J. Reichert (2010), Evidence for active El Niño Southern Oscillation variability in the late Miocene greenhouse climate, *Geology*, *38*, 419–422, doi:10.1130/G30629.1.
- Gergis, J. L., and A. M. Fowler (2006), How unusual was late 20th century El Niño–Southern Oscillation (ENSO)? Assessing evidence from tree-ring, coral, ice-core and documentary paleoarchives, A.D. 1525–2002, *Adv. Geosci.*, *6*, 173–179, doi:10.5194/adgeo-6-173-2006.
- Harangozo, S. A. (2000), A search for ENSO teleconnections in the west Antarctic Peninsula climate in Austral winter, *Int. J. Climatol.*, *20*, 663–679, doi:10.1002/(SICI)1097-0088(200005)20:6<663::AID-JOC493>3.0.CO;2-I.
- Holland, M. M., C. M. Bitz, and E. C. Hunke (2005), Mechanisms forcing an Antarctic dipole in simulated sea ice and surface ocean conditions, *J. Clim.*, *18*, 2052–2066, doi:10.1175/JCLI3396.1.
- Huber, M., and R. Caballero (2003), Eocene El Niño: Evidence for robust tropical dynamics in the “hothouse,” *Science*, *299*, 877–881, doi:10.1126/science.1078766.
- Ivany, L. C., K. C. Lohmann, D. B. Blake, F. Hasiuk, R. B. Aronson, A. Glass, and R. Moody (2008), Eocene climate record of a high southern latitude continental shelf: Seymour Island, Antarctica, *Geol. Soc. Am. Bull.*, *120*, 659–678, doi:10.1130/B26269.1.
- Jiang, N., J. D. Neelin, and M. Ghil (1995), Quasi-quadrennial and quasi-biennial variability in the equatorial Pacific, *Clim. Dyn.*, *12*, 101–112, doi:10.1007/BF00223723.
- Jones, D. S., M. A. Arthur, and D. J. Allard (1989), Sclerochronological records of temperature and growth rate from shells of *Mercenaria mercenaria* from Narragansett Bay, Rhode Island, *Mar. Biol.*, *102*, 225–234, doi:10.1007/BF00428284.
- Karnauskas, K. B., R. Seager, A. Kaplan, Y. Kushnir, and M. A. Cane (2009), Observed strengthening of the zonal sea surface temperature gradient across the equatorial Pacific Ocean, *J. Clim.*, *22*, 4316–4321, doi:10.1175/2009JCLI2936.1.
- Kennish, M. J., and R. K. Olsson (1975), Effects of thermal discharge on the microstructural growth of *Mercenaria mercenaria*, *Environ. Geol.*, *1*, 41–64, doi:10.1007/BF02426940.
- Kuroda, Y., and K. Yamazaki (2010), Influence of the solar cycle and QBO modulation on the Southern Annular Mode, *Geophys. Res. Lett.*, *37*, L12703, doi:10.1029/2010GL043252.
- Lazareth, C. E., G. Lasne, and L. Ortlieb (2006), Growth anomalies in *Protothaca thaca* (Mollusca, Veneridae) shells as markers of ENSO conditions, *Clim. Res.*, *30*, 263–269, doi:10.3354/cr030263.
- Lenz, O. K., V. Wilde, W. Riegel, and F.-J. Harms (2010), A 600 k.y. record of El Niño–Southern Oscillation (ENSO): Evidence for persisting teleconnections during the middle Eocene greenhouse climate of Central Europe, *Geology*, *38*(7), 627–630, doi:10.1130/G30889.1.
- Liu, J., X. Yuan, D. Rind, and D. G. Martinson (2002), Mechanism study of the ENSO and southern high latitude climate teleconnections, *Geophys. Res. Lett.*, *29*(14), 1679, doi:10.1029/2002GL015143.
- Martinson, D. G., S. E. Stammerjohn, R. A. Iannuzzi, R. C. Smith, and M. Vernet (2008), Western Antarctic Peninsula physical oceanography and spatio-temporal variability, *Deep Sea Res., Part II*, *55*, 1964–1987, doi:10.1016/j.dsr2.2008.04.038.
- Meredith, M. P., E. J. Murphy, E. J. Hawker, J. C. King, and M. I. Wallace (2008), On the interannual variability of ocean temperatures around south Georgia, Southern Ocean: Forcing by El Niño/Southern Oscillation and the Southern Annular Mode, *Deep Sea Res., Part II*, *55*, 2007–2022, doi:10.1016/j.dsr2.2008.05.020.
- Molnar, P., and M. A. Cane (2002), El Niño’s tropical climate and teleconnections as a blueprint for pre-Ice Age climates, *Paleoceanography*, *17*(2), 1021, doi:10.1029/2001PA000663.
- Montes-Hugo, M. A., M. Vernet, D. G. Martinson, R. C. Smith, and R. A. Iannuzzi (2008), Variability on phytoplankton size structure in the western Antarctic Peninsula (1997–2006), *Deep Sea Res., Part II*, *55*, 2106–2117, doi:10.1016/j.dsr2.2008.04.036.
- Proffitt, K. M., R. A. Garrott, J. J. Rotella, D. B. Siniff, and J. W. Testa (2007), Exploring linkages between abiotic oceanographic processes and a top-trophic predator in an Antarctic ecosystem, *Ecosystems*, *10*, 120–127, doi:10.1007/s10021-006-9003-x.
- Ribera, P., and M. E. Mann (2002), Interannual variability in the NCEP reanalysis 1948–1999, *Geophys. Res. Lett.*, *29*(10), 1494, doi:10.1029/2001GL013905.
- Ribera, P., and M. E. Mann (2003), ENSO related variability in the Southern Hemisphere, 1948–2000, *Geophys. Res. Lett.*, *30*(1), 1006, doi:10.1029/2002GL015818.
- Rigozo, N. R., D. J. R. Nordemann, H. E. da Silva, M. P. d. Echer, and E. Echer (2007), Solar and climate signal records in tree ring width from Chile (AD 1587–1994), *Planet. Space Sci.*, *55*, 158–164, doi:10.1016/j.pss.2006.06.019.
- Ripepe, M., L. T. Roberts, and A. G. Fischer (1991), ENSO and sunspot cycles in varved Eocene oil shales from image analysis, *J. Sediment. Petrol.*, *61*(7), 1155–1163.
- Schöne, B. R., W. Oschmann, J. Rössler, A. Freyre Castro, S. D. Houk, I. Kröncke, W. Dreyer, R. Janssen, H. Rumohr, and E. Dunca (2003), North Atlantic oscillation dynamics recorded in shells of a long-lived bivalve, *Geology*, *31*, 1037–1040, doi:10.1130/G20013.1.
- Schöne, B. R., J. Fiebig, M. Pfeiffer, R. Gleß, J. Hickson, A. L. A. Johnson, W. Dreyer, and W. Oschmann (2005), Climate records from a bivalved *Methuselah* (*Arctica islandica*, Mollusca; Iceland), *Palaeogeogr. Palaeoclimatol. Palaeoecol.*, *228*, 130–148, doi:10.1016/j.palaeo.2005.03.049.
- Stammerjohn, S. E., D. G. Martinson, R. C. Smith, and R. A. Iannuzzi (2008), Sea ice in the western Antarctic Peninsula region: Spatio-temporal variability from ecological and climate change parameters, *Deep Sea Res., Part II*, *55*, 2041–2058, doi:10.1016/j.dsr2.2008.04.026.
- Strom, A., R. C. Francis, N. J. Mantua, E. L. Miles, and D. L. Peterson (2004), North Pacific climate recorded in growth rings of geoduck clams: A new tool for paleoenvironmental reconstruction, *Geophys. Res. Lett.*, *31*, L06206, doi:10.1029/2004GL019440.
- Turner, J. (2004), The El Niño–Southern Oscillation and Antarctica, *Int. J. Climatol.*, *24*, 1–31, doi:10.1002/joc.965.
- Vecchi, G. A., A. Clement, and B. J. Soden (2008), Examining the tropical Pacific’s response to global warming, *Eos Trans. AGU*, *89*(9), 81, doi:10.1029/2008EO090002.
- Wara, M. W., A. C. Ravelo, and M. L. Delaney (2005), Permanent El Niño-like conditions during the Pliocene warm period, *Science*, *309*, 758–761, doi:10.1126/science.1112596.
- Watanabe, T., et al. (2011), Permanent El Niño during the Pliocene warm period not supported by coral evidence, *Nature*, *471*, 209–211, doi:10.1038/nature09777.

Yuan, X. (2004), ENSO-related impacts on Antarctic sea ice: A synthesis of phenomenon and mechanisms, *Antarct. Sci.*, 16(4), 415–425, doi:10.1017/S0954102004002238.

T. Brey, Functional Ecology, Alfred Wegener Institute for Polar and Marine Research, PO Box 120161, D-27515 Bremerhaven, Germany.

D. P. Buick, Department of Geology and Geophysics, University of Hawai'i at Mānoa, Honolulu, HI 96822, USA.

M. Huber, Department of Earth and Atmospheric Sciences, Purdue University, West Lafayette, IN 47907, USA.

L. C. Ivany, Department of Earth Sciences, Syracuse University, Syracuse, NY 13244-1070, USA. (lcivany@syr.edu)

B. R. Schöne, Department of Applied and Analytical Paleontology, Institute of Geosciences, University of Mainz, D-55128 Mainz, Germany.